



## Consult Series Tables

*Gas Lift, Height Adjustable Tables*



Consult Series tables are ideal for any environment where a flexible work-surface is required. Standing or sitting, it is an attractive and stylish solution that will help facilitate conversation and allow for easy use with tablets and laptops.

**Table Base** Each table has a silver base unit with easy to roll casters. Work-surface home position adjusts from 26" to 30" and provides an additional 17" of vertical travel.

**Lifting Capacity** Approximately 60lbs.

Choose from (8) standard Laminate Finishes and (4) standard Thermoformed Finishes.  
(See Page 2 for more information)



Visit [www.corilam.com](http://www.corilam.com) for more information or email us at [info@cfchealthcare.com](mailto:info@cfchealthcare.com)

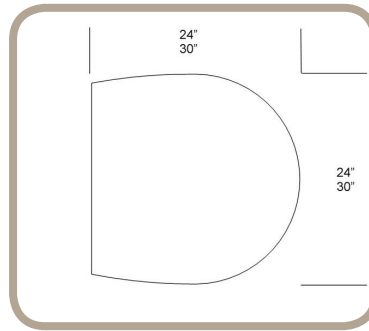


# Consult Series Tables

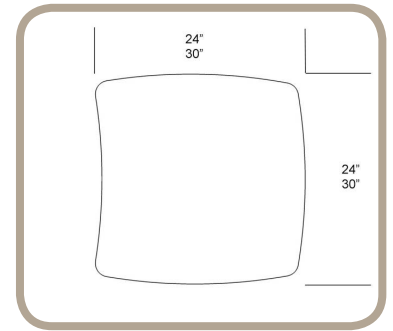
## Top Options

**Top Options** Laminate with 3mm PVC edge, Thermoformed surface with seamless edge profiles. Each top style is available in (2) sizes, 24"x24" & 30"x30", with (2) different shapes.

*Accommodates additional custom sizes or shapes.*



Laminate



Thermoform

Corilam's standard laminates offer a clean look at an affordable price. Each laminate top has a 3mm pvc edge.


### Laminates



4656-60



D381-60 **QS**



4875-60



4845-60



4853-38



4844-60




4869-60 **QS**




4872-60

### Thermoformed


Take it to another level with Corilam's Thermoformed tops. Thermoformed tops are top quality and give that seamless look.




CARAMEL APPLE



EXEC CHERRY **QS**



SUMMER CHERRY



DESIGNER WHITE **QS**

**QS = Quick Ship** 24"x24" base only, (2) laminate selections & (2) Thermoformed finishes

Visit [www.corilam.com](http://www.corilam.com) for more information or email us at [info@cfchealthcare.com](mailto:info@cfchealthcare.com)